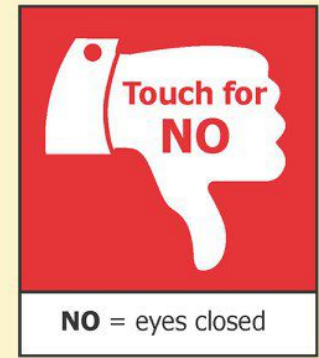


EMS Communication Card

For Medical, Physical and Emotional Information

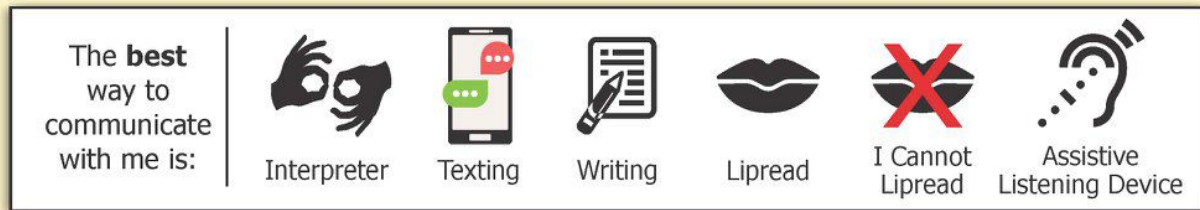
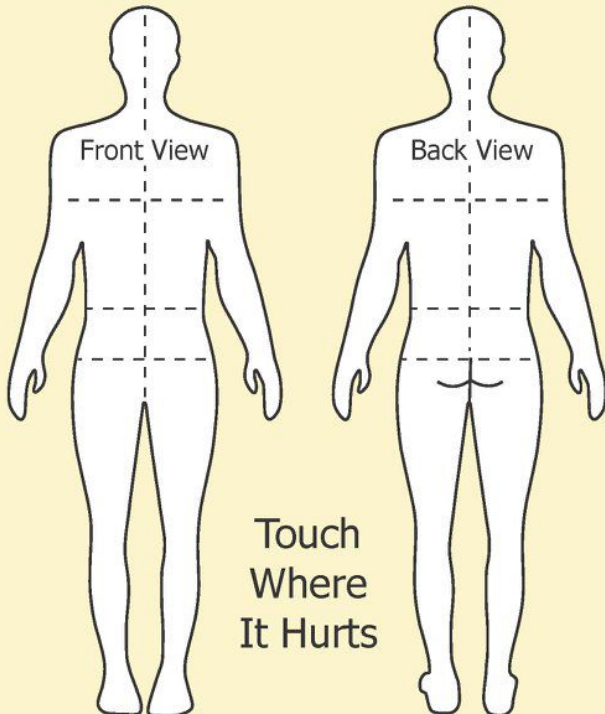
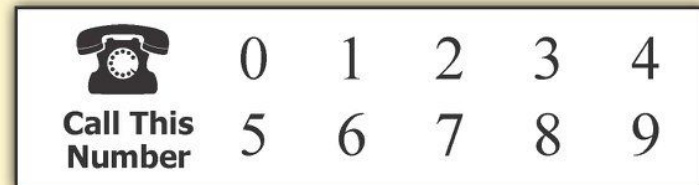
INSTRUCTIONS: Have patient touch pictures to request wants and needs. If unable, caregiver touches pictures and gets yes/no response from patient. This may be helpful for patients who are deaf, hard of hearing, or could have a traumatic brain injury, autism or an intellectual disability.

Yes = thumbs up, nod, or eyes wide open No = thumbs down, nod, or eyes closed



Quick Communication Tips

- Get my attention first
- Make eye contact when you speak
- Speak clearly at a normal pace and tone
- Do not cover your mouth
- I may have memory issues and it may take me longer to process what you are telling me.
- I cannot lip read everything you say
- A cochlear implant or hearing aid does not mean I can hear and understand everything you say
- I may only understand sign language



Pain Scale

